



ILLUMINATES YOUR WORLD

INSTALLATION MANUAL

Thank you for purchasing a Lucide original!

This manual will hopefully guide you easily through the installation process. We aim to inspire and illuminate our clients by offering trendy, high-quality and affordable lighting.

Welcome to the community of #illuminatesyourworld

DISCOVER OUR COLLECTION!



Visit our website and discover our entire collection

CURIOUS ABOUT OUR BRAND?



Our brand video gives you a glimpse behind the scenes at Lucide

#ILLUMINATESYOURWORLD



Take a look at how others around the world use Lucide products

Follow us for the latest lighting trends!

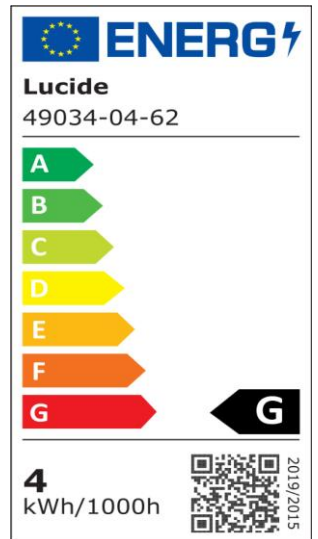


LUCIDE



Item number: 49034/04/62
EAN code: 5411212491275

ST64 TWILIGHT SENSOR



General

Dimensions LxWxH: 6,4cm x 6,4cm x 14,6cm
Main material: Glass
Color: Amber
Style: Vintage
Shape: Droplet
Weight: 0,05kg
Warranty: 30 Days
Lumen: 1 x 300lm
Colour temperature: 2200K
Beam angle (if directional): 360°
Color Rendering Index: 80
Expected lifetime: 15000h

Specifications


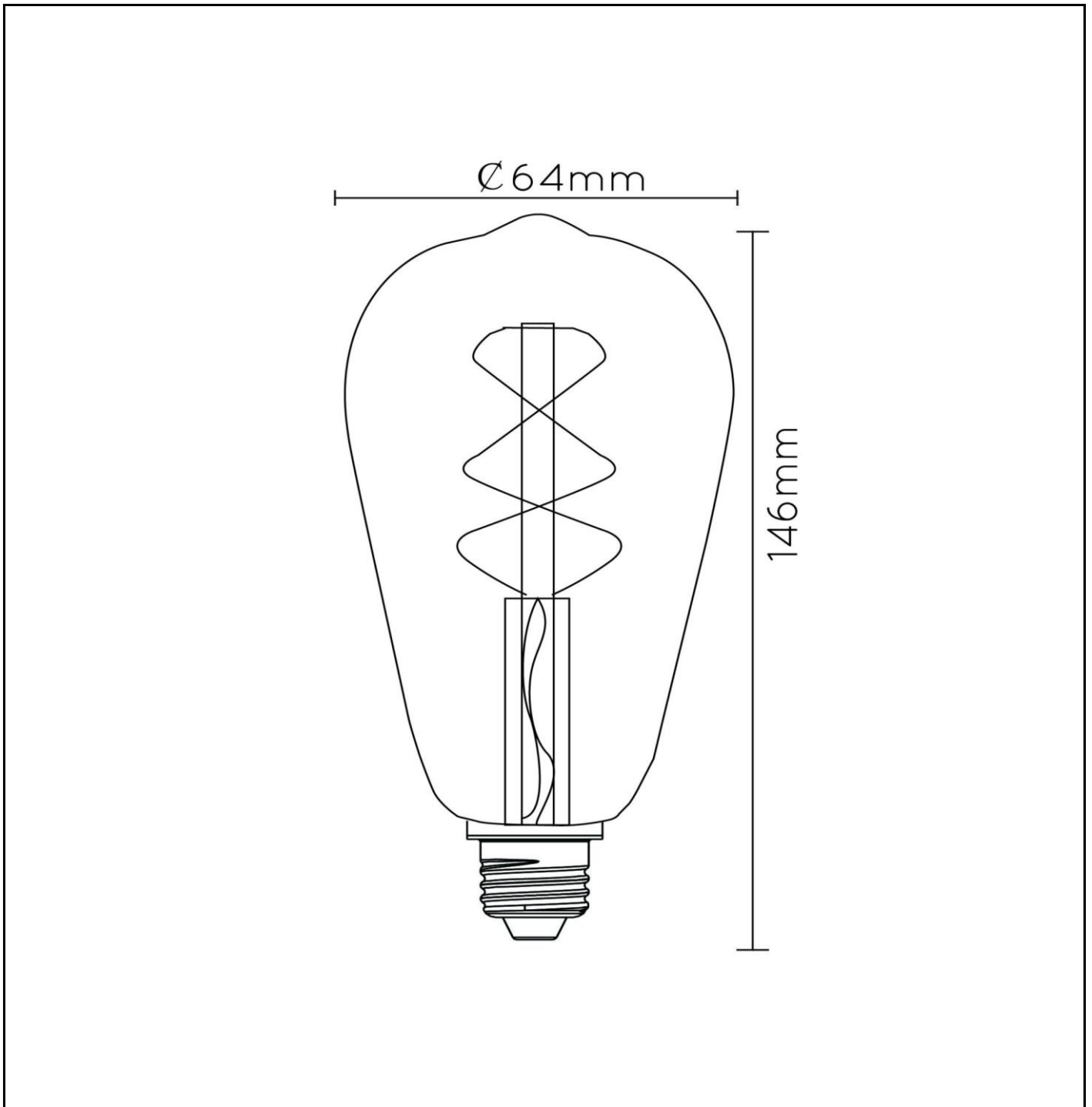
Dimmable: No
Sensor: With Day/Night Sensor
Control: Light Switch Control
Power supply: Adapter/Power Grid
IP-class: 20
Electric class: 1
Number of light sources: 1
Lamp socket: E27
Wattage: 1 x 4W
Power requirements: 220-240V-50Hz

For more specifications of this product please visit
www.lucide.com



ST64 TWILIGHT SENSOR

Item number: 49034/04/62
EAN code: 5411212491275



IP44

IP54

IP65

IP67

The explanation of the IP ratings can be found in the safety instructions.

For more specifications or dimensions of this product please visit www.lucide.com



ILLUMINATES YOUR WORLD

LUCIDE NV

LUCIDE NV BISSCHOPPENHOFLAAN 145, 2100 DEURNE, BELGIUM

info@lucide.com tel: +32(0)3 366 22 04

www.lucide.com